


BGE-123G

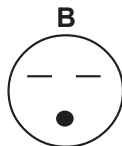
Thru-the-Wall with Electric Heat

Cooling Capacities BTUH	11,700/12,000
Approx. Sq. Ft. Cooling	450-550
EER	9.0
Heat Capacities BTUH (electric)	8,600/10,600
Heating Capacities BTUH (Heat Pump)	N/A
Power Supply	208/230V 60Hz
Ventilation Control	No
Fan Only	Yes
Air Delivery CFM	282
Fan Speeds Cool/Heat/Fan	3/3/3

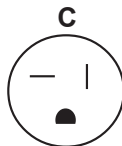
Amps Cooling	6.6/6.0
Amps Heating	15.0/13.5
Maximum Fuse Size	20A
Slide-Out Chassis	No
Interior Trim Kit	Yes
Power Cord	C
Shipping Weight (lbs.)	83
Max. Wall Thickness	N/A*
Dimensions HxWxD (in.)	14 ¹ / ₂ x 24 ¹ / ₁₆ x 20 ¹ / ₄
Warranty	866-557-1865
In-Home Service	Yes



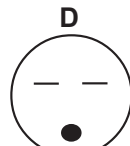
15 AMP
115 VOLT
PARALLEL



15 AMP
230 VOLT
TANDEM



20 AMP
230 VOLT
TEE



30 AMP
230 VOLT
TANDEM